

August 2019

Uganda DRR budget tracking

what are the key areas of
investment?

briefing

Summary

This briefing note extracts major findings and recommendations from Development Initiative's report *Uganda DRR budget tracking: What are the key areas of investment?* The report assesses the level of investment in disaster risk reduction (DRR) in Uganda by tracking public spending where DRR is the primary objective ('principal') and secondary objective ('significant') for financial years (FYs) 2016/17 to 2018/19.^{1,2}

Recommendations

Investing in DRR is investing in development. Investment in mitigation and prevention and disaster preparedness reduces vulnerabilities and risk exposure. Investment in resilience to ensure sustainable development also reduces disaster risk. Given that few sectors (6 of 18) invest in DRR as a primary objective, there is need to create more budget lines in other sectors, and to mainstream primary DRR budget lines in existing offices.

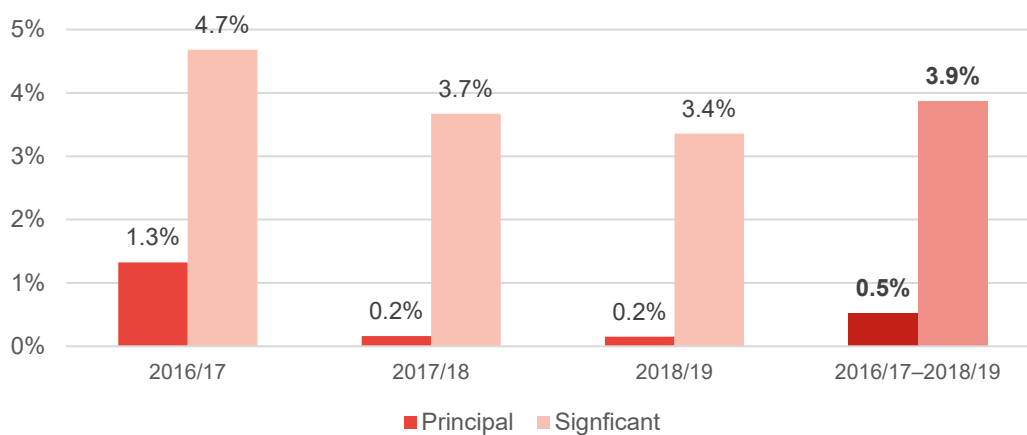
There is also need to spread allocation across all four components of the DRR risk categories to ensure appropriate disaster risk management. To better design DRR and development initiatives, the country needs to increase public spending on managing disaster risk through better planning and coordination within and across sectors (Sendai Priority 2) and by building disaster risk knowledge through pre-disaster risk assessment (Sendai Priority 1).

Key findings

Our risk-sensitive budget review shows,

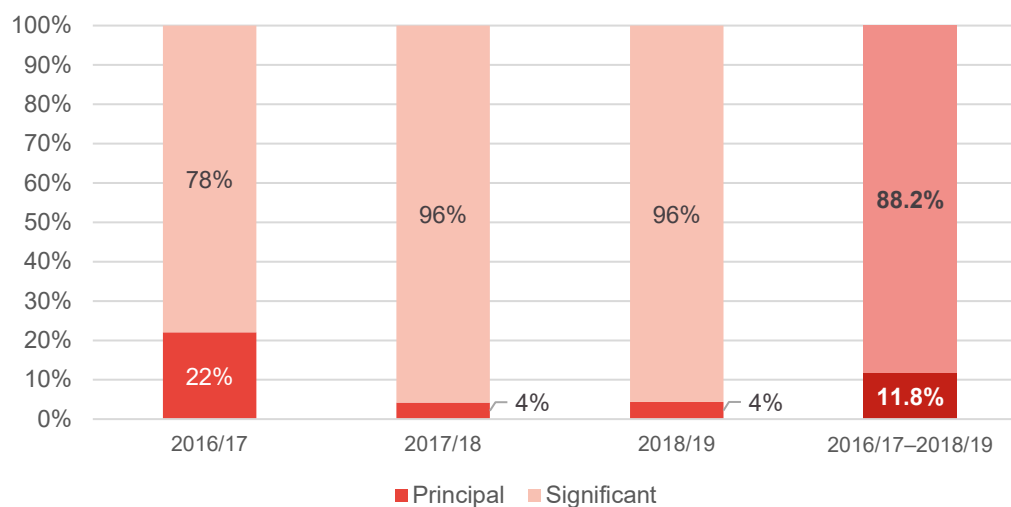
- Uganda's total investment in DRR over the three budget cycles constitutes 4% of the country's total budget. Splitting the total amount spent on DRR into principal and significant reveals that the country earmarked 0.5% of the overall budget for principal and 3.9% for significant components of DRR investment (Figure 1a).
- Of total DRR-marked investment on average, the bulk of allocation (88%) was assigned for significant DRR investment (Figure 1b).

Figure 1a: Share of principal and significant DRR investments in national budget



Source: Development Initiatives based on 2016/17-2018/19 budgets, Ministry of Finance and Planning, Government of Uganda.

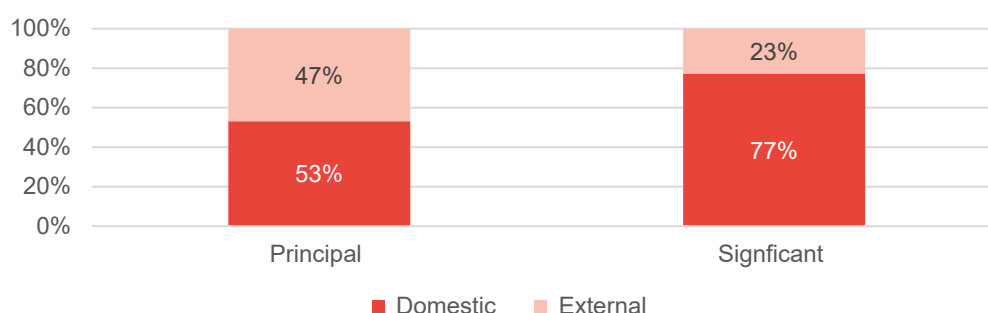
Figure 1b: Share of DRR components in total DRR budget



Source: Development Initiatives based on 2016/17-2018/19 budgets, Ministry of Finance and Planning, Government of Uganda.

While a low-income country like Uganda might be expected to rely heavily on external funding, this report's findings do not indicate this to be the case for DRR. Domestic sources financed 74% of the total DRR investment budget while external sources financed 26% of the total DRR investment budget over the three FYs. A breakdown of DRR activities by source of financing shows both principal and significant DRR components for the three years were mainly financed through domestic sources (Figure 2).

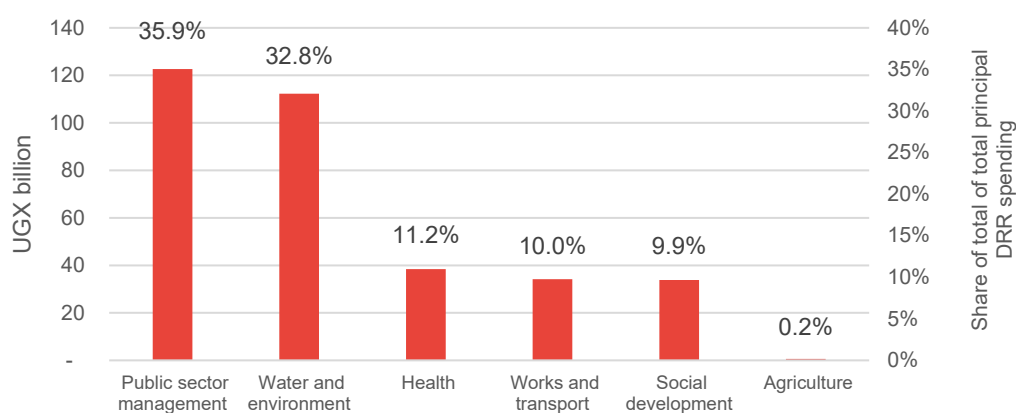
Figure 2 Sources of funding by DRR component



Source: Development Initiatives based on 2016/17–2018/19 budgets, Ministry of Finance and Planning, Government of Uganda.

Only six of Uganda's 18 marked sectors house principal DRR investment. The Disaster Preparedness and Refugee Management programme under the Office of the Prime Minister in the public management sector houses most of Uganda's principal DRR programmes and projects. (Figure 3).

Figure 3 Top six sectors and share of total principal DRR spending at national level, 2016/17–2018/19



Source: Development Initiatives based on 2016/17–2018/19 budgets, Ministry of Finance and Planning, Government of Uganda.

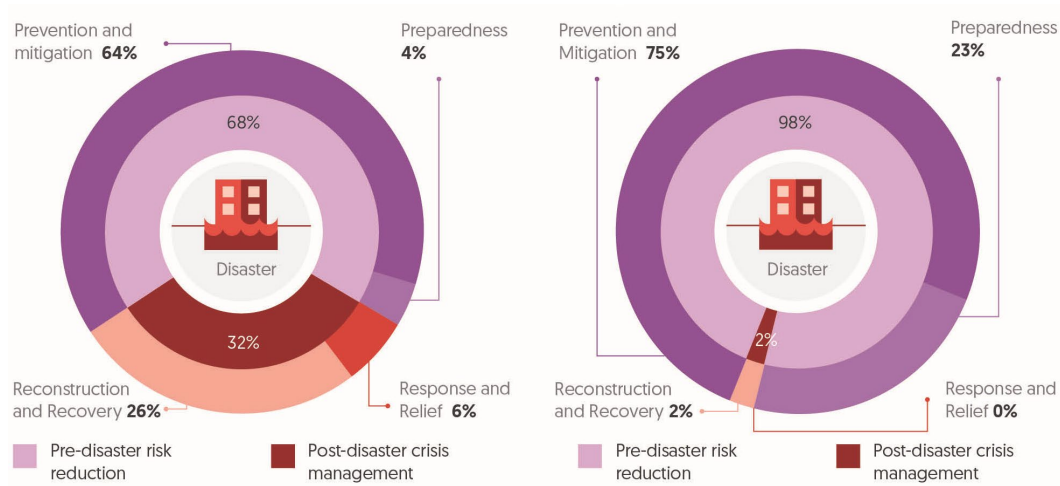
Uganda allocated 68% of its total principal DRR investment over the three years to pre-DRR activities and 32% to post-disaster crisis-management activities.

Disaster risk prevention and mitigation activities were allocated the highest (64%) share of total DRR investment, followed by reconstruction and recovery activities at 26%, response and relief at 6% and preparedness at 4% (Figures 4a). Significant DRR investments in pre-disaster DRR activities amount to 98% of total significant DRR investments for three FYs from 2016/17 to 2018/19 (Figure 4b).

DRR investment by risk category and DRR component , 2016/17–2018/19

Figure 4a: Principal DRR investment

Figure 4b: Significant DRR investment




Source: Development Initiatives based on 2016/17–2018/19 budgets, Ministry of Finance and Planning, Government of Uganda.

Breaking down principal DRR investments by source shows domestic finance is the main source for investments in mitigation/prevention activities while external finance is the main source for recovery activities.

Alignment of principal marked investment in DRR to Sendai Framework priorities shows that the largest share (46%) of principal DRR investments were allocated to enhancing disaster preparedness (Priority 4), followed by a 37% allocation to building resilience (Priority 3) (Figure 5).

Figure 5 Allocation of DRR principal marked investment by Sendai Framework priority areas, 2016/17–2018/19



- Priority 1. Understanding disaster risk
- Priority 2. Strengthening disaster risk governance to manage disaster risk
- Priority 3. Investing in disaster risk reduction for resilience
- Priority 4. Enhancing disaster preparedness for effective response and to “Build Back Better” in recovery, rehabilitation and reconstruction

Source: Development Initiatives based on 2016/17–2018/19 budgets, Ministry of Finance and Planning, Government of Uganda.

Notes

¹ Development Initiatives has completed risk-sensitive budget reviews (using the OECD Development Assistance Committee (DAC) marker) for other African countries, as part of a larger exercise to add to the growing body of knowledge for the continent – an initiative facilitated by the UN Office for Disaster Risk Reduction. Publication of the results is forthcoming, and will be mentioned on our website www.devinit.org

² Risk-sensitive budget review analysis is based on the OECD DAC DRR policy marker to identify the extent to which the government invests in DRR. Identification and categorisation of budget items related to DRM are further complemented by the Sendai Framework for Disaster Risk Reduction (2015–2030). The OECD marker is a quantitative tool to record spending activities that target DRR as a policy objective. Broadly, the marker is used as a tool to track, measure and report on the extent of DRR mainstreaming in public spending plans. In the report, the marker is used to identify investment intent in relation to DRR in each spending activity and track budget allocations to support such objectives. Results from the marker can be interpreted as approximate quantifications of investments in which DRR activities are either the primary ('principal') or secondary ('significant') objective

Development Initiatives (DI) is an independent international development organisation working on the use of data to drive poverty eradication and sustainable development. Our vision is a world without poverty that invests in human security and where everyone shares the benefits of opportunity and growth.

We work to ensure that decisions about the allocation of finance and resources result in an end to poverty, increase the resilience of the world's most vulnerable people, and ensure no one is left behind.

Copyright © 2019 Development Initiatives
We encourage dissemination of our work provided a reference is included.

Contact
Moses O Owor
Senior Analyst
Phone: +256-703992018, email: moses.owori@devinit.org

To find out more about our work visit:

www.devinit.org
Twitter: [@devinitorg](https://twitter.com/devinitorg)
Email: info@devinit.org

Development Initiatives is the trading name of Development Initiatives Poverty Research Ltd, registered in England and Wales, Company No. 06368740, and DI International Ltd, registered in England and Wales, Company No. 5802543. Registered Office: North Quay House, Quay Side, Temple Back, Bristol, BS1 6FL, UK.

UK OFFICE

Development Initiatives
North Quay House
Quay Side, Temple Back
Bristol, BS1 6FL, UK
+44 (0) 1179 272 505

KENYA OFFICE

Development Initiatives
Shelter Afrique Building
4th Floor, Mamlaka Road
Nairobi, Kenya
PO Box 102802-00101
+254 (0) 20 272 5346

US OFFICE

Development Initiatives
1110 Vermont Ave NW,
Suite 500, Washington DC
20005, US