

## The P20 and progress on the commitment to Leave No One Behind at country level

Welcome to this event, co-hosted by the Governments of Switzerland and Benin, and Development Initiatives

When Benin and Switzerland signed up to Agenda 2030 almost three years ago, they signed up to a new approach which recognised shared challenges, shared responsibilities and shared opportunities.

Ending poverty in all its forms everywhere, reaching those people furthest behind first and reducing inequalities within and between countries are the essential focus of Sustainable Development Goal (SDG) 1 and SDG 10. These are universal challenges. They require complex, hard-edged and evidence-based political choices to deliver opportunity, services and quality of life for those who are left behind.

While countries have widely different levels of development and prosperity, every country acknowledges poverty and inequality within its borders.

Challenges such as nutrition show that while in some places, poor nutrition leads to stunting and wasting, in others it leads to obesity and diabetes. It is clear that nutrition is a common challenge, even if its human cost presents in different ways.

In every country there is unequal access in areas including health, education and employment. Most governments accept that high levels of inequality reduce social cohesion and participation – and involve real economic cost.

Two very different countries, Switzerland and Benin, are working with Development Initiatives to see if they have the data to identify the people who are left behind – and the strategies and resources that will be needed to include them in progress. We cannot expect the data on issues such as financial inclusion and CO<sup>2</sup> emissions in countries as different as Benin and Switzerland to be easily comparable. But we can expect both countries to put comparable energy and commitment into delivering on their global and national obligations under Agenda 2030.

By focusing on the poorest 20% of people, the P20 approach puts a spotlight on those people most often left behind and excluded. It provides a way to regularly measure key bellwethers of progress on how Agenda 2030 is being delivered.

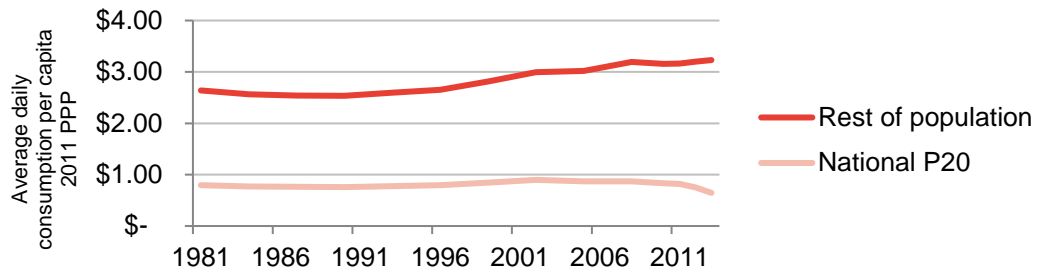
This event is an opportunity to share initial reflections, challenges, experiences and ideas.

To see how the P20 is doing in your country go to [www.devinit.org/post/p20-in-my-country](http://www.devinit.org/post/p20-in-my-country)

## How are the poorest 20% of people, the P20, doing in ... Benin

Approximately 65% of Benin's population are among the global P20 – the poorest 20% of people in the world. The national P20 – the poorest 20% of people in Benin – share 3.2% of national income.

### The gap between Benin's P20 and the rest of the population



Source: Development Initiatives calculations based on World Bank's PovcalNet

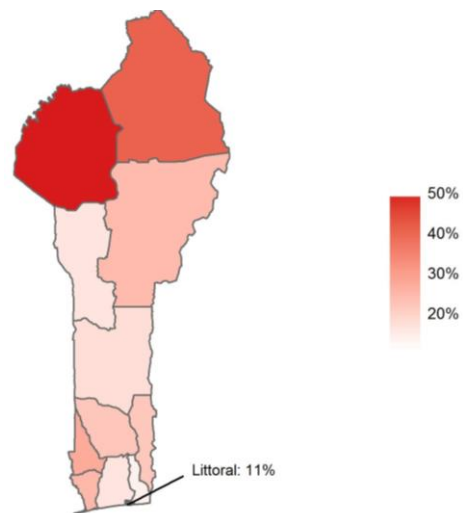
The gap between the poorest 20% of people in Benin and the rest of the population is growing. If current trends continue, the P20 will be left further behind. In 2002 average daily consumption was PPP\$0.90. By 2013 it had dropped to PPP\$0.64.<sup>1</sup> 40% of Benin's population, are living below the national poverty line.<sup>2</sup>

Extreme poverty rates differ between regions, with more wealth and lower poverty rates in the south of the country.

### Approaches to data

Civil registration is fundamental to the Leave No One Behind commitment. If data is not available on the whole population, it is impossible to know who is missing. Benin has made real progress with the percentage of births registered going up from 53% to 86% between 2006 and 2014. The government reports 10.2 million out of 11 million people have enrolled with RAVIP, the national identification campaign. Many ministries lack data systems to support disaggregation, but the new national strategy for statistics has specific plans for monitoring the SDGs.

### Percentage of population in Benin's national P20

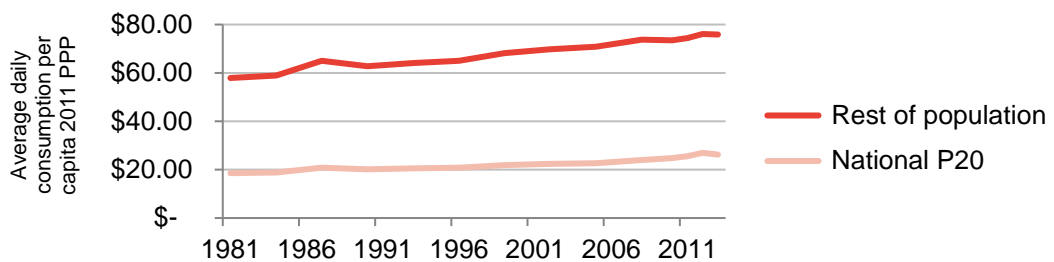


Source: Development Initiatives calculations based on World Bank's PovcalNet and the Demographic and Health Surveys

## Switzerland

No one in Switzerland is among the global P20. But Swiss international cooperation contributes to the global challenge of ending poverty and leaving no one behind. The Federal Office of Statistics reports that around 615,000 people live in poverty in Switzerland, 7.5% of the population (an increase from 7% in 2015 and 6.7% in 2014). And 1.2 million people are at risk of poverty. Switzerland's national poverty line is calculated based on household structures, costs of living and lodging costs. It varies from household to household but the average for single person households was 74 Swiss francs a day (about \$47 in PPP terms).<sup>3</sup> The national P20 – the poorest 20% of people in Switzerland – share 7.9% of national income.<sup>4</sup>

### The gap between Switzerland's P20 and the rest of the population

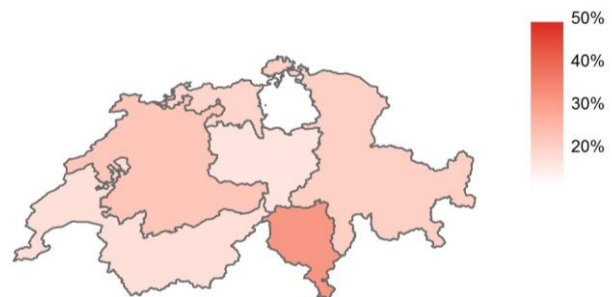


Source: Development Initiatives calculations based on World Bank's PovcalNet

The gap between the poorest 20% of people in Switzerland and the rest of the population is growing. If current trends continue, the P20 will be left further behind.

There are clear differences between different subnational regions. In Zurich, 11% of people are in the national P20, compared with 31% in Ticino.<sup>5</sup>

### Percentage of population in Switzerland's national P20



Source: Development Initiatives calculations based on Luxembourg Income Study data for 2013.

### Approaches to data

Switzerland's Federal Office of Statistics champions better data and has introduced national statistics on poverty. Switzerland has a National Programme for the Prevention and Eradication of Poverty but it is not monitored on a regular basis. Responsibility for poverty strategy lies with cantons, which set minimum living standards. Around half the cantons publish yearly poverty reports.

The disaggregated data available shows that people under 15 and over 65 are more likely to be in the P20. People with a disability which is 'strongly limiting' are three times as likely to be in the P20 as the rest of the population.

## Leave No One Behind and the P20 – top-line points

The SDGs are the *what*. Leave No One Behind is the *who*. Who benefits is as important as what is achieved.

- The explicit commitment to Leave No One Behind in Agenda 2030 incorporates SDG 1 on eliminating poverty and SDG 10 on reducing inequality.
- The commitment is universal. It applies both to development cooperation and to domestic policy within every country, as well as globally.
- Policymakers have for decades used phrases such as broad-based, pro-poor and inclusive growth. But the evidence is clear: the gap between the poorest 20% (the P20) and the average of the other 80% is continuing to grow both globally and in most countries.
- SDG 10 explicitly calls for faster-than-average progress for the poorest people. This requires closing the gap between the P20 and everyone else. Not just on income, health and education, but on all dimensions of poverty including nutrition, energy, infrastructure, access to information and livelihoods.
- The data revolution endorsed under Agenda 2030 provides an unprecedented opportunity to measure whether policies are delivering better incomes, opportunities and well-being for the P20. Governments, civil society organisations (CSOs) and businesses can now measure and account for their particular contribution to shared progress and prosperity.
- Ensuring no one is left behind means routinely collecting data disaggregated at least by income, geography, gender, age and disability (QGGAD).
- The P20 approach can be applied globally and in every country. By focusing on the poorest 20%, it prioritises a manageable proportion of the population while covering everyone currently in, or vulnerable to, absolute poverty, plus those who by reasons of their identity (age, disability, belief, ethnicity, sexual orientation) are most vulnerable to poverty or exclusion.
- The P20 approach proposes that countries, donor agencies, CSOs and companies choose a small number of bellwether indicators – in line with their own priorities. Regularly monitoring these will deliver top-line trends to show the public and politicians what progress is being made, especially for the poorest.

**Contact** Judith Randel, Tony German | Development Initiatives

[judith.randel@devinit.org](mailto:judith.randel@devinit.org) / [tony.german@devinit.org](mailto:tony.german@devinit.org)

1 Development Initiatives' calculations based on the World Bank's PovcalNet estimates for 2013, retrieved June 2018.

2 World Bank Poverty Portal reports for Poverty Headcount region at national poverty line for 2015.

3 See Poverty rates, according to various characteristics, here:  
[www.bfs.admin.ch/bfs/en/home/statistics/economic-social-situation-population/economic-and-social-situation-of-the-population/poverty-and-material-deprivation/poverty.html](http://www.bfs.admin.ch/bfs/en/home/statistics/economic-social-situation-population/economic-and-social-situation-of-the-population/poverty-and-material-deprivation/poverty.html)

4 Development Initiatives' calculations based on the World Bank's PovcalNet, June 2018.

5 Development Initiatives' calculations based on Luxembourg Income Study data on Switzerland's 2013 SILC survey, retrieved June 2018.

The P20 and progress on the commitment to Leave No One Behind at country level / [devinit.org](http://devinit.org)